

AB PROFIT HOGA AUR BHI ZYAADA



TATA PRIMA
5532.S 6x4

TATA TRUCKS
DESH KE TRUCKS

Technical Specifications

MODEL	TATA PRIMA 5532.S 6x4
GROSS VEHICLE WEIGHT	55 000 kg
ENGINE	TATA CUMMINS ISBe 6.7 OBD-II
ENGINE CAPACITY	6 702 cc
MAXIMUM POWER	239 kW (320 HP) @ 2 300 r/min
MAXIMUM TORQUE	1 100 Nm @ 900 - 1 900 r/min
CLUTCH	430 mm Push Type, Single Plate Dry Friction
TRANSMISSION	TATA G1150 9-Speed
FRONT AXLE	Extra Heavy-Duty Forged 7T i-Beam, Reverse Elliot Type
REAR AXLE	RA 109 SRT
FRONT SUSPENSION	Parabolic Leaf Spring
REAR SUSPENSION	OPT 1 - Bell Crank with Semi-Elliptical Leaf Spring, OPT 2 - Bogie
CAB /COWL	Prima Cabin
TYRES	295/90R20 LRR Radial Tube Type
FUEL TANK	SFT- 365L & TFT - 557L (365L + 192L) HDPE Tank
WHEELBASE	39 WB
GROUND CLEARANCE	Bell Crank - 230 mm, Bogie - 217 mm
CONFIGURATION	6x4
NO. OF TYRES	10 Tyres

KEY FEATURES



Gear Shift Advisor



Auto FE Switch



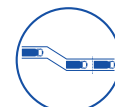
Cruise Control



Fleetedge Telematics



Hill Start Assist



Electronic Brake-force Distribution



Engine Brake




Tilt and Telescopic Steering

APPLICATIONS




Cement Bags




Industrial Goods



Bulker



Ore & Minerals



Steel



Coal



TATA MOTORS

To know more, visit your nearest Tata Motors dealership

www.trucks.tatamotors.com

☎ 18 00 20 97 979 Follow us on