

AB PROFIT HOGA AUR BHI ZYAADA



TATA PRIMA
5532.S 4x2

TATA TRUCKS
DESH KE TRUCKS

Technical Specifications

MODEL	TATA PRIMA 5532.S 4x2
GROSS VEHICLE WEIGHT	55 000 kg
ENGINE	TATA CUMMINS ISBe 6.7 OBD-II
ENGINE CAPACITY	6 702 cc
MAXIMUM POWER	239 kW (320 HP) @ 2 300 r/min
MAXIMUM TORQUE	1 100 Nm @ 900 - 1 900 r/min
CLUTCH	430 mm Pull Type, Single Plate Dry Friction
TRANSMISSION	TATA G1150 9-Speed
FRONT AXLE	Extra Heavy-Duty Forged 7T i-Beam, Reverse Elliot Type
REAR AXLE	RA 114 with THU
FRONT SUSPENSION	Parabolic Leaf Spring
REAR SUSPENSION	Semi-Elliptical Leaf Spring
CAB /COWL	Prima Cabin
TYRES	295/90R20 LRR Radial Tube Type
FUEL TANK	SFT- 365L & TFT - 557L (365L + 192L) HDPE tank
WHEELBASE	35 WB
GROUND CLEARANCE	205 mm
CONFIGURATION	4x2
NO. OF TYRES	6 Tyres

KEY FEATURES



Gear Shift Advisor



Auto FE Switch



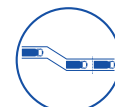
Cruise Control



Fleetedge Telematics



Hill Start Assist



Electronic Brake-force Distribution



Engine Brake




Tilt and Telescopic Steering

APPLICATIONS




Cement Bags




Industrial Goods



Bulker



Ore & Minerals



Steel



Coal



TATA MOTORS

To know more, visit your nearest Tata Motors dealership

www.trucks.tatamotors.com

☎ 18 00 20 97 979 Follow us on