

AB PROFITABILITY HOGI ZYADA



TATA
PRIMA
3530.K HRT

BS6 P2 >>>
Phase 2 Ready

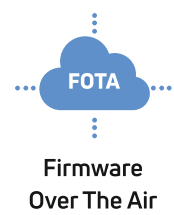


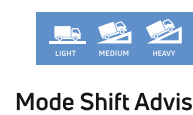
- Safer
- Smarter
- Greener
- Better Fuel Efficiency
- Lower Total Cost of Ownership

TATA TRUCKS
DESH KE TRUCKS

Technical Specifications

MODEL	PRIMA 3530.K HRT
GROSS VEHICLE WEIGHT	35 000 kg
ENGINE	Cummins 6.7 L OBD-II
ENGINE CAPACITY	6 702 cc
MAXIMUM POWER	224 kW @ 2 300 r/min
MAXIMUM TORQUE	1 200 Nm @ 1 200 - 1 500 r/min
CLUTCH	430 mm
FRAME	Heavy duty straight frame with riveted / Bolted cross members
TRANSMISSION	TATA G1350
FRONT AXLE	Heavy duty forged I beam Reverse Elliot type
REAR AXLE	Hub Reduction Transmission
REAR SUSPENSION	Bogie
BODY SIZE (CuM)	23 Box / 19 Scoop
CONFIGURATION	8 x 4
CAB/COWL	PRIMA Day Cab
TYRES	12 x 24 MT
VENTILATION	AC
FUEL TANK CAPACITY	300 L HDPE
WHEELBASE OPTIONS	52 WB
NO OF TYRES	12 Tyres

Key Features & Benefits



Applications



Irrigation Projects



Mining Coal Medium



Big Stone Quarry with Bolders



TATA MOTORS

To know more, visit your nearest Tata Motors dealership

www.tatatrucks.tatamotors.com

📞 18 00 20 97 979 Follow us on